

Installation Instructions
Instrucciones de Instalación /
Instructions d'installation /
Installationsanleitung /
Istruzioni per l'installazione

TRIPP LITE
SERIES

In-Line Surge Protector
Protector de Sobretensión en Línea
Parasurtenseur en ligne
In-Line-Überspannungsschutz
Protezione da sovratensione in linea

B110-SP-POE-1

B110-SP-HDMI-1



Purchased product may differ from image.
El producto comprado puede diferir de la imagen.
Le produit acheté peut différer de l'image.
Das gekaufte Produkt kann vom Bild abweichen.
Il prodotto acquistato potrebbe differire dall'immagine.

EATON
Powering Business Worldwide

Key

**Clave / Légende /
Schlüssel / Principale**

Cable connections

- ① Up to 15 ft. 28 AWG HDMI 2.0 Cable
- ② Up to 6 ft. 28 AWG HDMI 2.0 Cable
- ③ Up to 330 ft. (100 m) Data Ethernet Cable
- ④ Up to 15 ft. Data Ethernet Cable

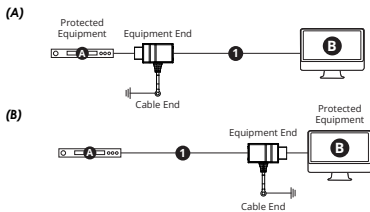
Connected components

- ① Source
- ② Monitor
- ③ Equipment
- ④ Ethernet Switch Hub

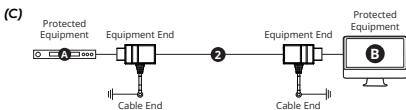
Key

Clave / Légende /
Schlüssel / Principale

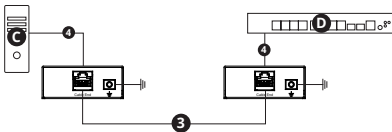
B110-SP-HDMI-1



B110-SP-HDMI-1



B110-SP-POE-1



Key

**Clave / Légende /
Schlüssel / Principale**

Español

Conexiones de cables

- 1 Cable HDMI 2.0 de hasta 15 pies (4.5 metros) y 28 AWG de calibre
- 2 Cable HDMI 2.0 de hasta 6 pies (1.8 metros) y 28 AWG de calibre
- 3 Cable Ethernet de datos de hasta 330 pies (100 m)
- 4 Hasta 15 pies Cable Ethernet de datos

Componentes conectados

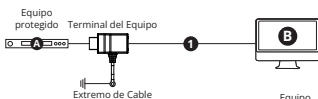
- 1 Fuente
- 2 Monitor
- 3 Equipo
- 4 Conmutador de Red Ethernet

Key

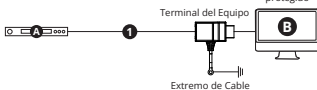
Clave / Légende /
Schlüssel / Principale

B110-SP-HDMI-1

(A)

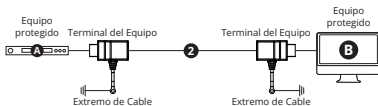


(B)

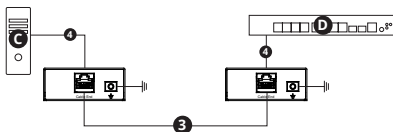


B110-SP-HDMI-1

(C)



B110-SP-POE-1



Key

Clave / Légende /
Schlüssel / Principale

Français

Connexions des câbles

- 1 Câble HDMI 2.0 de jusqu'à 4,5 m (15 pieds) 28 AWG
- 2 Câble HDMI 2.0 de jusqu'à 1,8 m (6 pieds) 28 AWG
- 3 Câble Ethernet de données de jusqu'à 100 m (330 pieds)
- 4 Jusqu'à 4,5 m (15 pieds) Câble Ethernet de données

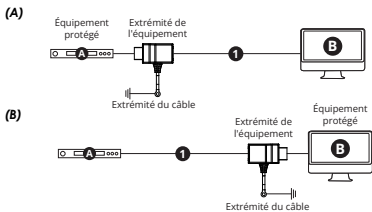
Composants connectés

- 1 Source
- 2 Moniteur
- 3 Équipement
- 4 Hub de commutation Ethernet

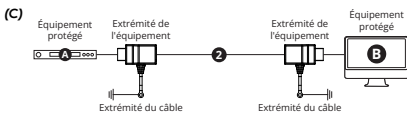
Key

Clave / Légende / Schlüssel / Principale

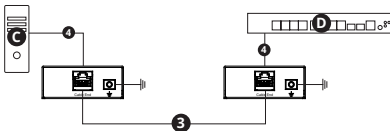
B110-SP-HDMI-1



B110-SP-HDMI-1



B110-SP-POE-1



Key

**Clave / Légende /
Schlüssel / Principale**

Deutsch

Kabelverbindungen

- ❶ 28 AWG HDMI 2.0-Kabel bis zu 15 ft. (4,5 m)
- ❷ 28 AWG HDMI 2.0-Kabel bis zu 6 ft. (1,8 m)
- ❸ Bis zu 330 ft. (100 m) Daten-Ethernet-Kabel
- ❹ Bis zu 15 ft. (4,5 m) Daten-Ethernet-Kabel

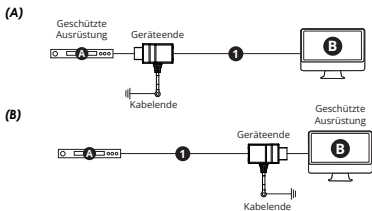
Verbundene Komponenten

- ❶ Quelle
- ❷ Monitor
- ❸ Ausrüstung
- ❹ Ethernet-Switch-Nabe

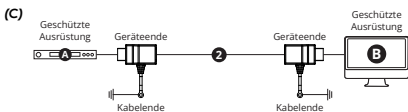
Key

Clave / Légende / Schlüssel / Principale

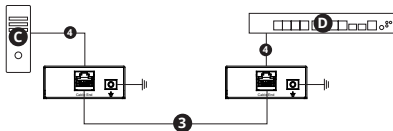
B110-SP-HDMI-1



B110-SP-HDMI-1



B110-SP-POE-1



Key

**Clave / Légende /
Schlüssel / Principale**

Italiano

Collegamenti dei cavi

- ① Cavo HDMI 2.0 28 AWG fino a 4,5 m (15 piedi)
- ② Cavo HDMI 2.0 28 AWG fino a 1,8 m (6 piedi)
- ③ Cavo dati Ethernet fino a 100 m (330 piedi)
- ④ Cavo dati Ethernet fino a 4,5 m (15 piedi)

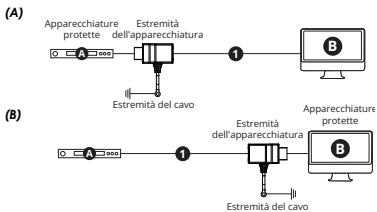
Componenti collegati

- ① Sorgente
- ② Monitor
- ③ Apparecchiature
- ④ Hub di commutazione Ethernet

Key

Clave / Légende / Schlüssel / Principale

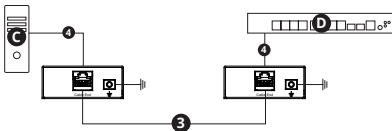
B110-SP-HDMI-1



B110-SP-HDMI-1



B110-SP-POE-1





Eaton
1000 Eaton Boulevard
Cleveland, OH 44122
United States
Eaton.com

© 2024 Eaton
All Rights Reserved
Publication No.
23-12-035 /
93-49A2_RevA
January 2024

Eaton is a registered
trademark.

All trademarks are
property of their
respective owners.