

Owner's Manual

HDMI Matrix Switch/Splitter with Audio Extractor, 4K x 2K @ 60 Hz

Model: B118-2X4-4K-A

Este manual esta disponible en español en la página
de Tripp Lite: tripplite.com/support

Ce manuel est disponible en français sur le site Web
de Tripp Lite : tripplite.com/support

Русскоязычная версия настоящего руководства представлена
на веб-сайте компании Tripp Lite по адресу: tripplite.com/support

WARRANTY REGISTRATION

Register your product today and be automatically entered to
win an ISOBAR surge protector in our monthly drawing!

tripplite.com/warranty



1111 W. 35th Street, Chicago, IL 60609 USA • tripplite.com/support

Copyright © 2019 Tripp Lite. All rights reserved.

Package Contents

- B118-2X4-4K-A HDMI Matrix Switch/Splitter, 4K x 2K @ 60 Hz
- IR Remote Control (Battery included)
- External Power Supply*
(Input: 100-240V @ 50/60 Hz, 0.3A; Output: 5V/1A)
- Mounting Hardware
- Owner's Manual

* Includes NEMA 1-15P (North America), CEE 7/16 Schuko (Europe), BS 1363 (UK) and AS/NZS 3112 (Australia) plug adapters.

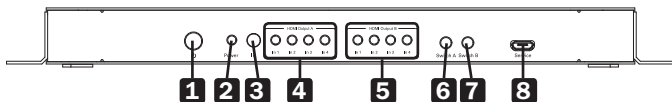
Optional Accessories

- P568-Series High-Speed HDMI Cables
- A102-0XM-THIN Series Toslink Digital Optical SPDIF Audio Cable
- A060-Series RF Digital Coax Audio Cable (M/M)

Product Features

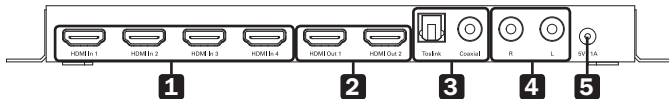
- Share up to four different HDMI sources between two HDMI-compliant displays
- Supports video resolutions up to 4096 x 2160 @ 60 Hz
- Supports the connection of either digital or analog amplifiers, speakers or receivers
- Supports 36-bit Deep Color (12 bits per channel)
- Supports LPCM 2 / 5.1 / 7.1 channel surround sound and passthrough audio
- HDCP 2.2 compliant
- Plug-and-play – no software or drivers required

Front Panel



- 1 Power Button:** Turn power ON and OFF.
- 2 Power LED:** Indicates the unit is receiving power.
- 3 IR Receiver Head:** Accepts IR signals from the remote control.
- 4 HDMI Output A LEDs (for HDMI Out 1):** Corresponding number LED (In 1, In 2...) illuminates when HDMI source is connected and chosen.
- 5 HDMI Output B LEDs (for HDMI Out 2):** Corresponding number LED (In 1, In 2...) illuminates when HDMI source is connected and chosen.
- 6 Switch A:** Press to switch between the connected HDMI sources to be displayed on HDMI Out 1.
- 7 Switch B:** Press to switch between the connected HDMI sources to be displayed on HDMI Out 2.
- 8 Service Port:** Micro-B USB port is reserved for firmware updates.

Rear Panel

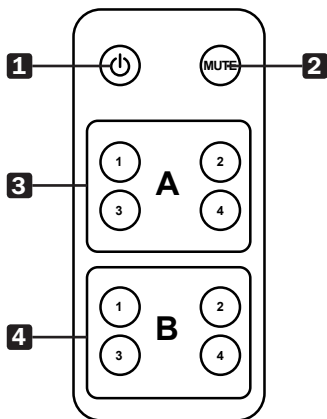


- 1 HDMI In Ports:** Connect up to four HDMI sources.
- 2 HDMI Out Ports:** Connect up to two HDMI displays.
- 3 Toslink/Coaxial Connectors:** Allows for the connection of optical or digital coaxial amplifiers or receivers.
- 4 R/L RCA Connectors:** Allows for the connection of analog audio to amplifiers or receivers.
- 5 5V/1A Port:** Plug the included 5V DC international power supply into this port.

Standard Installation

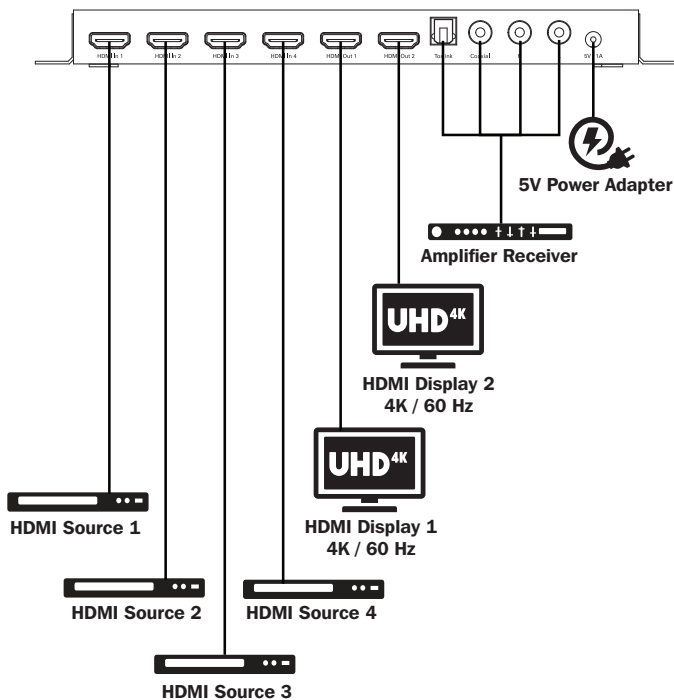
- 1.** Connect up to four HDMI sources and up to two HDMI displays to the B118-2X4-4K-A using high-speed HDMI cables, such as Tripp Lite's P569-Series (sold separately).
- 2.** Attach a digital receiver or amplifier to either the Toslink (optical) or digital coaxial port. If you have an analog receiver or amplifier, connect it using the RCA "R" and "L" ports.
- 3.** Power the unit by plugging in the included international power supply to the 5V / 1A port. Press the Power button located on the front panel to turn on the unit. By default, HDMI In 1 is set to HDMI Out 1 and HDMI In 2 to HDMI Out 2.
- 4.** Switch between all four HDMI input sources on the HDMI Out 1 (or 2) display by pressing Switch A (or B). The corresponding In 1, In 2, In 3, In 4 LEDs will illuminate to the chosen source.
- 5.** The auto extraction will follow the source for HDMI Out 1. For example, if HDMI Output A shows LED In3 illuminated and HDMI Output B shows LED In2 illuminated, the audio extraction will come from HDMI Input source 3 (In3).
- 6.** Instead of pushing the buttons on the front of the unit, the included remote control can be used to switch between the HDMI input sources, power the unit off and on and mute the sound. See following page for individual button functions.

Standard Installation



- 1 Power:** Turns the power on and off to the unit.
- 2 Mute:** Turns the sound on and off.
- 3 HDMI Output A:** Choose between the connected HDMI sources (up to 4).
- 4 HDMI Output B:** Choose between the connected HDMI sources (up to 4).

Connection



Specifications

Input Connector	HDMI Female (x4)
Output Connector	HDMI Female (x2) Toslink Female (x1) Digital Coaxial Female (x1) RCA Female (x1 Red, x1 White)
Max. Resolution Supported	4096 x 2160 @ 60 Hz
Supported Audio	LPCM 7.1 Channel Surround Sound
HDMI Bandwidth	18G
Operating Temperature	32°F to 113°F (0°C to 45°C)
Storage Temperature	14°F to 176°F (-10°C to 80°C)
Operating Humidity	10% to 85% RH, Non-Condensing
Storage Humidity	5% to 90% RH, Non-Condensing
HDCP Specification	2.2
Supported Color Depth	36-bit (12 bit per channel)
Chroma Subsampling	YCbCr 4:4:4, 4:2:2, 4:2:0 & RGB 4:4:4
Unit Dimensions [H x W x D]	0.8 x 8.5 x 3 in. (20.3 x 214.9 x 76.2 mm)
Unit Weight	0.81 lb. (0.37 kg)

Warranty & Product Registration

3-Year Limited Warranty

TRIPP LITE warrants its products to be free from defects in materials and workmanship for a period of three (3) years from the date of initial purchase. TRIPP LITE's obligation under this warranty is limited to repairing or replacing (at its sole option) any such defective products. To obtain service under this warranty, you must obtain a Returned Material Authorization (RMA) number from TRIPP LITE or an authorized TRIPP LITE service center. Products must be returned to TRIPP LITE or an authorized TRIPP LITE service center with transportation charges prepaid and must be accompanied by a brief description of the problem encountered and proof of date and place of purchase. This warranty does not apply to equipment, which has been damaged by accident, negligence or misapplication or has been altered or modified in any way.

EXCEPT AS PROVIDED HEREIN, TRIPP LITE MAKES NO WARRANTIES, EXPRESS OR IMPLIED, INCLUDING WARRANTIES OF MERCHANTABILITY AND FITNESS FOR A PARTICULAR PURPOSE.

Some states do not permit limitation or exclusion of implied warranties; therefore, the aforesaid limitation(s) or exclusion(s) may not apply to the purchaser.

EXCEPT AS PROVIDED ABOVE, IN NO EVENT WILL TRIPP LITE BE LIABLE FOR DIRECT, INDIRECT, SPECIAL, INCIDENTAL OR CONSEQUENTIAL DAMAGES ARISING OUT OF THE USE OF THIS PRODUCT, EVEN IF ADVISED OF THE POSSIBILITY OF SUCH DAMAGE. Specifically, TRIPP LITE is not liable for any costs, such as lost profits or revenue, loss of equipment, loss of use of equipment, loss of software, loss of data, costs of substitutes, claims by third parties, or otherwise.

Warranty & Product Registration

Product Registration

Visit triplite.com/warranty today to register your new Tripp Lite product. You'll be automatically entered into a drawing for a chance to win a FREE Tripp Lite product!*

* No purchase necessary. Void where prohibited. Some restrictions apply. See website for details.

FCC Notice, Class B

This device complies with part 15 of the FCC Rules. Operation is subject to the following two conditions: (1) This device may not cause harmful interference, and (2) this device must accept any interference received, including interference that may cause undesired operation.

Note: This equipment has been tested and found to comply with the limits for a Class B digital device, pursuant to part 15 of the FCC Rules. These limits are designed to provide reasonable protection against harmful interference in a residential installation. This equipment generates, uses and can radiate radio frequency energy and, if not installed and used in accordance with the instructions, may cause harmful interference to radio communications. However, there is no guarantee that interference will not occur in a particular installation. If this equipment does cause harmful interference to radio or television reception, which can be determined by turning the equipment off and on, the user is encouraged to try to correct the interference by one or more of the following measures:

- Reorient or relocate the receiving antenna.
- Increase the separation between the equipment and receiver.
- Connect the equipment into an outlet on a circuit different from that to which the receiver is connected.
- Consult the dealer or an experienced radio/TV technician for help.

Any changes or modifications to this equipment not expressly approved by Tripp Lite could void the user's authority to operate this equipment.

Warranty & Product Registration

WEEE Compliance Information for Tripp Lite Customers and Recyclers (European Union)



Under the Waste Electrical and Electronic Equipment (WEEE) Directive and implementing regulations, when customers buy new electrical and electronic equipment from Tripp Lite they are entitled to:

- Send old equipment for recycling on a one-for-one, like-for-like basis (this varies depending on the country)
- Send the new equipment back for recycling when this ultimately becomes waste

Use of this equipment in life support applications where failure of this equipment can reasonably be expected to cause the failure of the life support equipment or to significantly affect its safety or effectiveness is not recommended.

Tripp Lite has a policy of continuous improvement. Specifications are subject to change without notice. Photos and illustrations may differ slightly from actual product.



1111 W. 35th Street, Chicago, IL 60609 USA • triplite.com/support