Installation Guide

Coupler Kit for SRWB Wire Basket Cable Trays

Model:

SRWBUNVCPLR

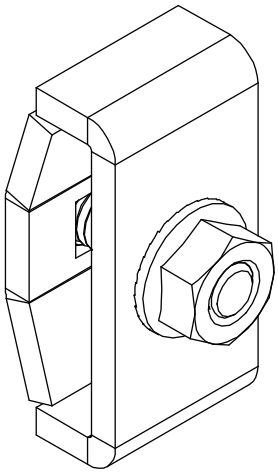

Este guía esta disponible en español en la página de Tripp Lite: www.tripplite.com/support

Ce guide est disponible en français sur le site Web de Tripp Lite : www.tripplite.com/support

Русскоязычная версия настоящего краткого руководства представлена на веб-сайте компании Tripp Lite по адресу: www.tripplite.com/support

1111 W. 35th Street, Chicago, IL 60609 USA • www.tripplite.com/support

Copyright © 2019 Tripp Lite. All rights reserved.

Parts List

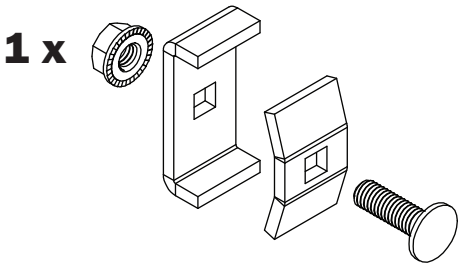

Wire Tray Configuration

For instructions on cutting and fabricating wire basket trays, please refer to the documentation included with the SRWB Wire Baskets (sold separately).

This section provides wire tray cutting patterns and configuration instructions. For the sectional views shown for each wire tray model, the wires in the red portions should be cut and wires in the black portions should remain intact (see example below).

Assembly

Y-Junctions

6" (150mm) Wire Basket Model(s): SRWB6210STR, SRWB6410STR

1

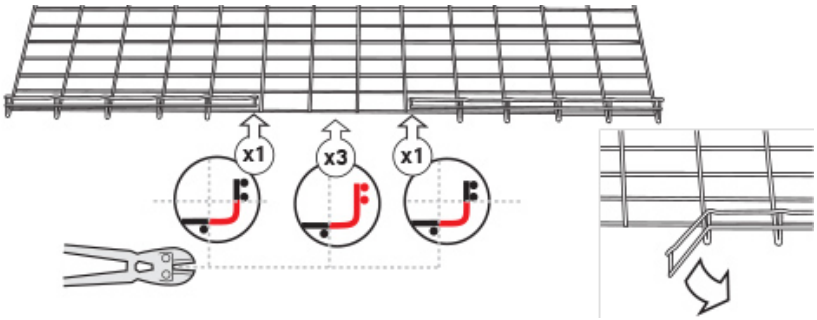

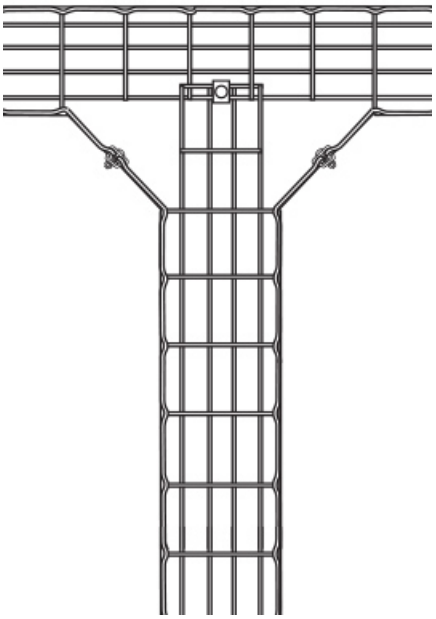

2

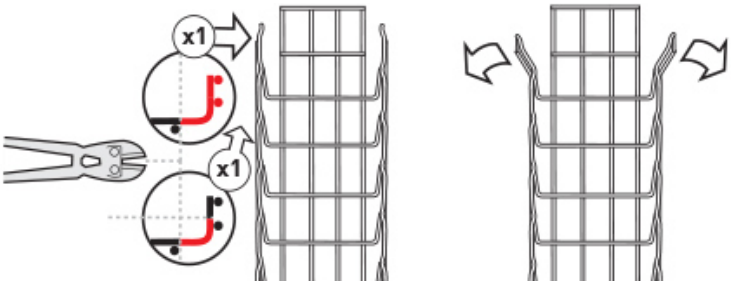

Assembly

Y-Junctions

12” – 18” (300 – 457 mm) Wire Basket Model(s): SRWB12210STR, SRWB12410STR, SRWB18410STR

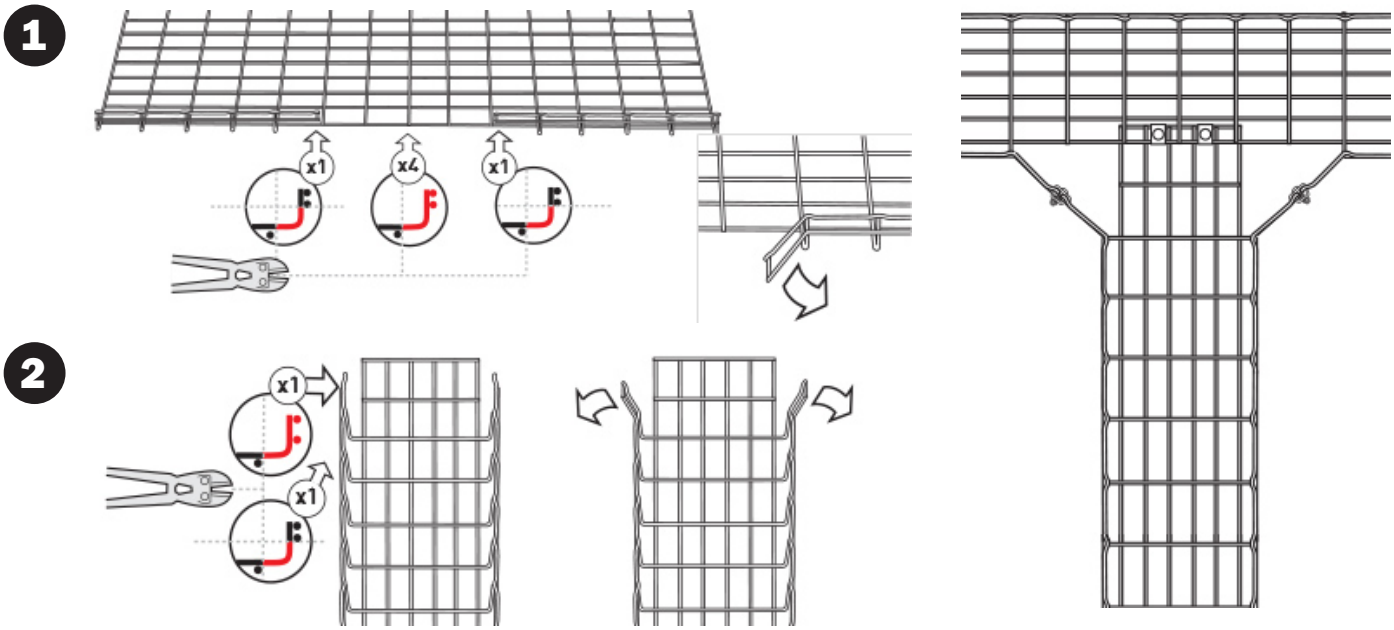

Sweeps

6" (150 mm) Wire Basket Model(s): SRWB6210STR, SRWB6410STR

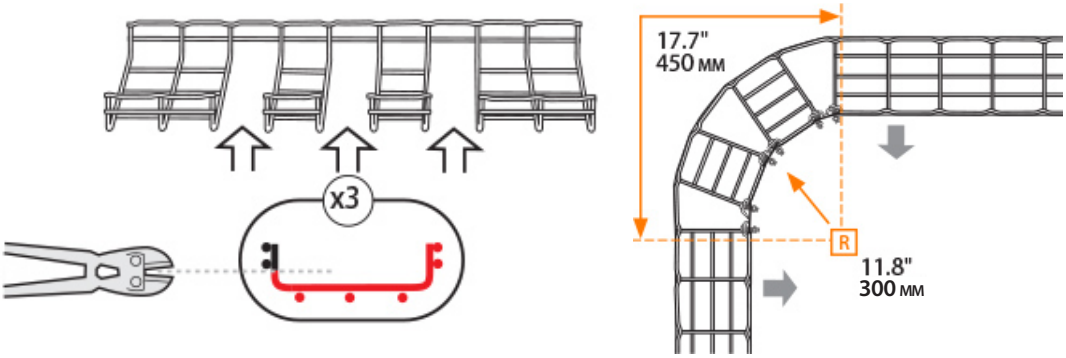

12" (300 mm) Wire Basket Model(s): SRWB12210STR, SRWB12410STR

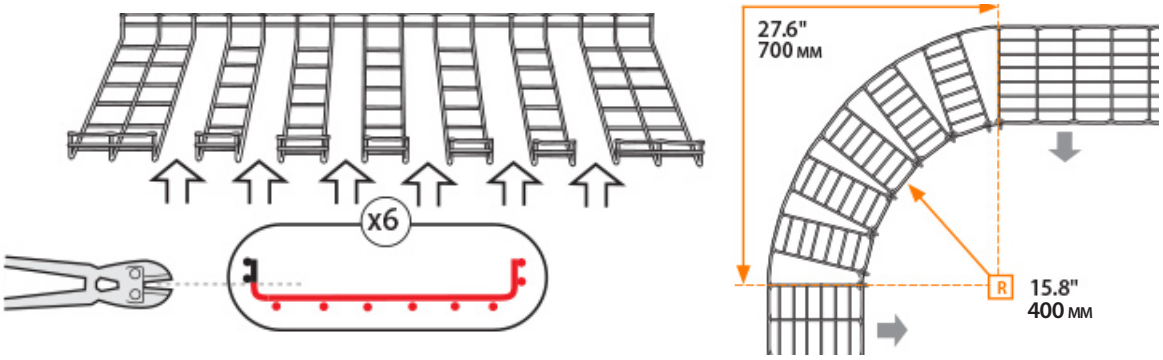

Assembly

Sweeps
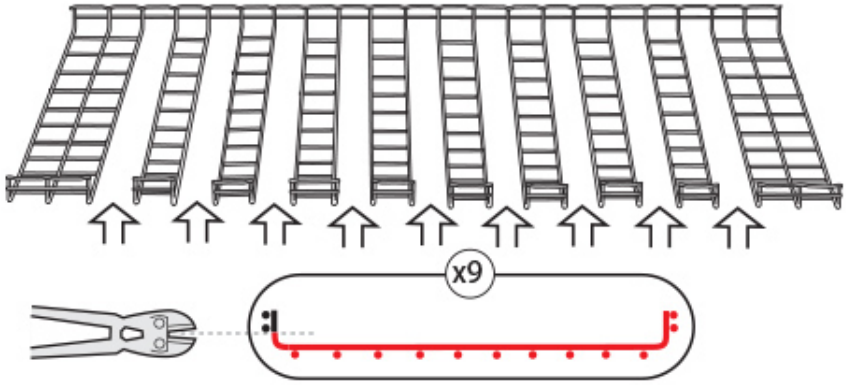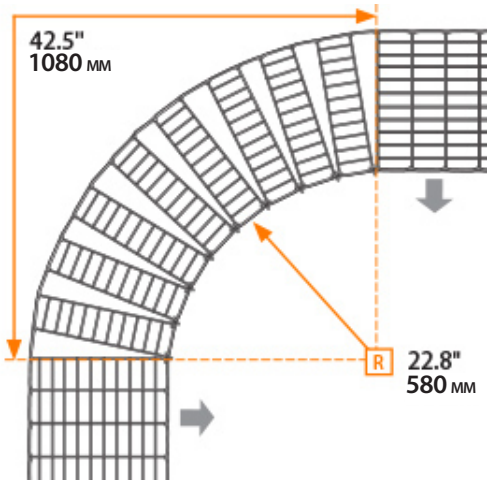
18” (457 mm) Model: SRWB18410STR