

Owner's Manual

Wireless HDMI Extender Switch Kit

Model: B126-1D10-WHD1

10x1 Wireless HDMI Transmitter

Model: B126-1D10-TXH

Este manual esta disponible en español en la página de Tripp Lite:
tripplite.com

Ce manuel est disponible en français sur le site Web de Tripp Lite :
tripplite.com

WARRANTY REGISTRATION

Register your product today and be automatically entered to win an ISOBAR® surge protector in our monthly drawing!

tripplite.com/warranty



1111 W. 35th Street, Chicago, IL 60609 USA • tripplite.com/support

Copyright © 2020 Tripp Lite. All rights reserved.

Package Contents

B126-1D10-WHD1

- Wireless Transmitter Extender
- Wireless Receiver Extender
- USB-A to USB Micro-B Cable, 3.3 ft. (1 m)
- Right-Angle HDMI Adapter (M/F)
- Wireless Coaxial Antenna
- External Power Supply (Input: 100–240V; Output: 5V 2A) with North America Power Adapter
- Owner's Manual

B126-1D10-TXH

- Wireless Transmitter Extender
- USB-A to USB Micro-B Cable, 3.3 ft. (1 m)
- Right-Angle HDMI Adapter (M/F)
- Owner's Manual

Optional Accessories

- P569-XXX-CERT Series High-Speed HDMI 2.0 Cables

Product Features

B126-1D10-WHD1

- Wirelessly extends a 1080p (60 Hz) HDMI signal up to 50 ft. (15 m) from the source.
- All-in-one wireless solution with no cabling infrastructure needed.
- Supports applications with multiple B126-1D10-TXH transmitters (maximum of 10; extra transmitters sold separately).
- Operates at a frequency of 5 GHz (with 23 non-overlapping channels) to avoid interference.
- Supports HDCP 1.2 and HDMI 1.3 (10.2 Gbps maximum bandwidth).
- Plug-and-play operation with no software required for easy, immediate installation.

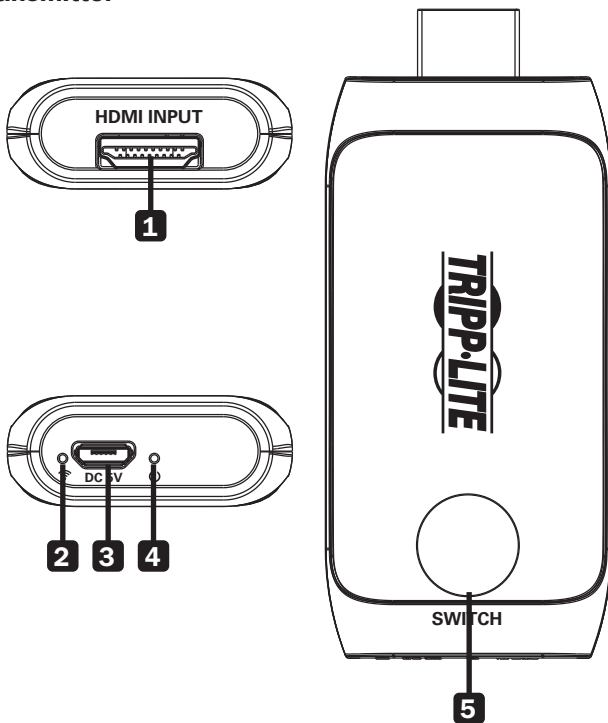
B126-1D10-TXH

- Transmitter works exclusively with B126-1D10-WHD1 receiver (sold separately).
- Wirelessly extends a 1080p (60 Hz) HDMI signal up to 50 ft. (15 m) from the source.
- Up to 9 additional transmitters can be connected to receiver in a single application.
- Operates at a frequency of 5 GHz (with 23 non-overlapping channels) to avoid interference.
- Includes a USB Micro-B cable to offer extra power to the transmitter.
- Plug-and-play operation with no software required for easy, immediate installation.

Port Descriptions

The following panels depict B126-1D10-WHD1. B126-1D10-TXH is the transmitter only.

Transmitter

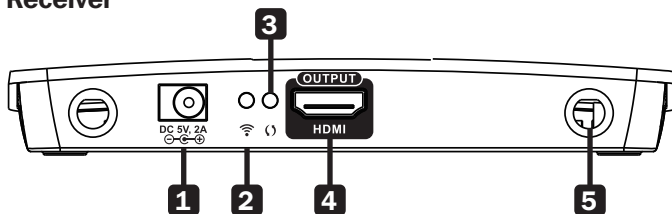


Port Descriptions

- 1 HDMI Input** – Plugs into the source's HDMI port.
- 2 Wireless Connection LED** – Turns red when power is connected. Flashes slowly when successfully connected to the receiver. Flashes rapidly when transmitting data.
- 3 DC 5V Input** – Transmitter can be powered directly from the source. However, if transmission/connection is unstable, connect the included USB cable between this port and the source for extra power.
- 4 Power LED** – Turns blue to indicate power is on.
- 5 Switch** – Switches between transmitter sources (used only in installations with multiple transmitters).

Port Descriptions

Receiver



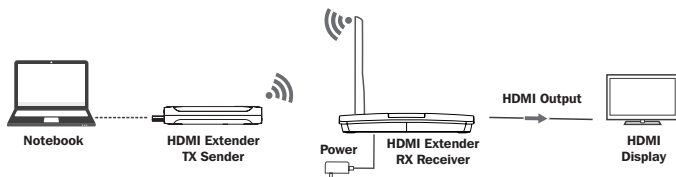
- 1 DC 5V Input** – Connects to the included external power supply.
- 2 Wireless Connection LED** – Turns green when power is connected. Flashes when successfully connected to the transmitter.
- 3 Data Transmission LED** – Turns green only when transmitting data.
- 4 HDMI Output** – Plugs into the display's HDMI port.
- 5 Antenna** – Connect the included antenna to receive wireless transmissions from the transmitter.

Installation

Notes:

- This extender kit operates in line-of-sight only. Install in a good environment where few obstacles are present.
- Wireless signal cannot be transmitted between walls, glass or other objects, as signal loss will occur.
- External wireless devices, such as wireless mice/keyboards, can affect the wireless transmission between the transmitter(s) and receiver units.
- Multiple wireless extender kits should not be used within 50 ft. (15 m) of each other.

Standard One-to-One Application

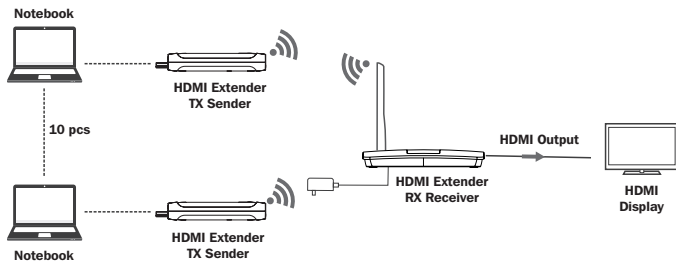


- 1** Connect the HDMI male end of the transmitter to an HDMI source (ex. laptop, Blu-ray™ player).
- 2** Connect the receiver's HDMI Output to the display with a user-supplied HDMI cable.
- 3** Connect the power supply to a compatible AC outlet to turn on the receiver.
- 4** The transmitter and the receiver will pair with each other automatically.

Note: When the devices are pairing, be sure the units are within the allowable 50 ft. (15 m) distance.

Installation

Application with Multiple Sources



- 1** Connect the HDMI male end of the transmitter to an HDMI source (ex. laptop, Blu-ray player).
- 2** Repeat Step 1 as many as 9 more times. A maximum of 10 transmitters can connect to a single receiver.
- 3** Connect the receiver's HDMI Output to the display with a user-supplied HDMI cable.
- 4** Connect the power supply to a compatible AC outlet to turn on the receiver.
- 5** All transmitters and the receiver will pair with each other automatically.

Note: When the devices are pairing, be sure the units are within the allowable 50 ft. (15 m) distance.

- 6** To switch between source devices, press the Switch button on the transmitter of the desired source.

Troubleshooting

1) The image is not fluent or stable.

- Change the location of the transmitter and the receiver, ensuring they are within signal coverage of 50 ft. (15 m).
- Connect the included USB Micro-B cable to the transmitter for extra power.
- Remove any objects that may be interfering with the line-of-sight wireless transmission.
- Restart both the transmitter and the receiver.

Specifications

Model	B126-1D10-WHD1	B126-1D10-TXH
Input	HDMI (Female); USB Micro-B (Female)	HDMI (Female); USB Micro-B (Female)
Output	HDMI (Male)	N/A
Support Video Resolutions	480p @ 60 Hz, 576p @ 50 Hz, 720p @ 50/60 Hz, 1080p @ 50/60 Hz	480p @ 60 Hz, 576p @ 50 Hz, 720p @ 50/60 Hz, 1080p @ 50/60 Hz
Transmission distance	50 ft. (15 m)	50 ft. (15 m)
HDMI Specification	HDMI 1.3	HDMI 1.3
HDCP Specification	HDCP 1.2	HDCP 1.2
Transmission Frequency	5 GHz	5 GHz
Latency	<200 ms	<200 ms
Operating Temperature	32° to 122°F (0° to 50°C)	32° to 122°F (0° to 50°C)
Storage Temperature	14° to 158°F (-10° to 70°C)	14° to 158°F (-10° to 70°C)
Relative Humidity	0% to 90% RH, Non-Condensing	0% to 90% RH, Non-Condensing
Power Consumption	TX: <2.5W, RX: <5W	TX: <2.5W
Dimensions	TX: 1.5 x 3.5 x 0.6 in. (38.9 x 88.8 x 15.3 mm) RX: 3.4 x 5.4 x 0.8 in. (85.6 x 138.1 x 19.2 mm)	TX: 1.5 x 3.5 x 0.6 in. (38.9 x 88.8 x 15.3 mm)
Weight	TX: 0.04 lb. (20 g), RX: 0.26 lb. (120 g)	TX: 0.04 lb. (20 g)

Warranty and Product Registration

1-Year Limited Warranty

Seller warrants this product, if used in accordance with all applicable instructions, to be free from original defects in material and workmanship for a period of one (1) year from the date of initial purchase. If the product should prove defective in material or workmanship within that period, Seller will repair or replace the product, at its sole discretion.

THIS WARRANTY DOES NOT APPLY TO NORMAL WEAR OR TO DAMAGE RESULTING FROM ACCIDENT, MISUSE, ABUSE OR NEGLIGENCE. SELLER MAKES NO EXPRESS WARRANTIES OTHER THAN THE WARRANTY EXPRESSLY SET FORTH HEREIN. EXCEPT TO THE EXTENT PROHIBITED BY APPLICABLE LAW, ALL IMPLIED WARRANTIES, INCLUDING ALL WARRANTIES OF MERCHANTABILITY OR FITNESS, ARE LIMITED IN DURATION TO THE WARRANTY PERIOD SET FORTH ABOVE; AND THIS WARRANTY EXPRESSLY EXCLUDES ALL INCIDENTAL AND CONSEQUENTIAL DAMAGES. (Some states do not allow limitations on how long an implied warranty lasts, and some states do not allow the exclusion or limitation of incidental or consequential damages, so the above limitations or exclusions may not apply to you. This warranty gives you specific legal rights, and you may have other rights which vary from jurisdiction to jurisdiction.)

WARNING: The individual user should take care to determine prior to use whether this device is suitable, adequate or safe for the use intended. Since individual applications are subject to great variation, the manufacturer makes no representation or warranty as to the suitability or fitness of these devices for any specific application.

Warranty and Product Registration

Product Registration

Visit triplite.com/warranty today to register your new Tripp Lite product. You'll be automatically entered into a drawing for a chance to win a FREE Tripp Lite product!*

* No purchase necessary. Void where prohibited. Some restrictions apply. See website for details.

WEEE Compliance Information for Tripp Lite Customers and Recyclers (European Union)

Under the Waste Electrical and Electronic Equipment (WEEE) Directive and implementing regulations, when customers buy new electrical and electronic equipment from Tripp Lite they are entitled to:



- Send old equipment for recycling on a one-for-one, like-for-like basis (this varies depending on the country)
- Send the new equipment back for recycling when this ultimately becomes waste

Use of this equipment in life support applications where failure of this equipment can reasonably be expected to cause the failure of the life support equipment or to significantly affect its safety or effectiveness is not recommended.

Tripp Lite has a policy of continuous improvement. Specifications are subject to change without notice. Photos and illustrations may differ slightly from actual products.



1111 W. 35th Street, Chicago, IL 60609 USA • triplite.com/support