

Owner's Manual

USB-C Portable Docking Station with Detachable Cable, Gray

Model: U442-DOCK5D-GY

USB Type-C® and USB-C® are registered trademarks of USB Implementers Forum.

Este manual esta disponible en español en la página
de Tripp Lite: tripplite.com/support

Ce manuel est disponible en français sur le site Web
de Tripp Lite : tripplite.com/support

Русскоязычная версия настоящего руководства
представлена на веб-сайте компании Tripp Lite по
адресу: tripplite.com/support

WARRANTY REGISTRATION

Register your product today and be automatically entered
to win an ISOBAR surge protector in our monthly drawing!

tripplite.com/warranty



TRIPP·LITE



1111 W. 35th Street, Chicago, IL 60609 USA
tripplite.com/support

Copyright © 2021 Tripp Lite. All rights reserved.

Product Features

- Supports DisplayPort Alternate Mode for connecting an HDMI monitor via USB-C or Thunderbolt™ 3 port
- Supports connection of DVI monitor via HDMI to DVI adapter (see Optional Accessories for more information)
- HDMI port supports 4096 x 2160 30 Hz 4:4:4 video resolutions
- Ethernet port supports true 10/100/1000 Mbps network speeds
- USB-A and Type-C data ports support data transfer rates up to 5 Gbps
- All USB 3.2 Gen 1 ports support data and charging
- Dedicated 5V/1.5A USB port provides fast charging power to mobile devices (when connected to power)
- USB-C device port supports data and Power Delivery (PD) charging with power input up to 20V 5A (100W)
- 5V 2A (10W) of power dedicated to the USB-A ports when connected to a PD 3.0-compliant charger*
- Micro SD and SD/MMC Memory Card Slots allow external memory access via USB-C or Thunderbolt 3 port

Product Features

- Supports PD 3.0 Fast Role Swap to maintain data and power connection upon removal of charging power
- Automatically resumes operation from hibernation and suspend mode
- IEEE 802.3az (Energy Efficient Ethernet) compliant
- Supports full-duplex and half-duplex operations
- Supports Wake-On LAN
- Portable, bus-powered design with built-in storage for detachable cable (included)
- Plug-and-play—no software or drivers required

*When no power supply is connected, the output of the USB-A ports are dependent on the connected source.

System Requirements

- Computer with USB-C or Thunderbolt 3 port that supports DisplayPort Alternate Mode
- DVI** or HDMI monitor
- Ethernet Network with speeds up to 10/100/1000 Mbps

Requires an adapter (see **Optional Accessories for more information)

Package Includes

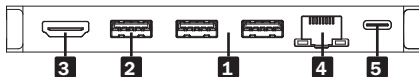
- U442-DOCK5D-GY
- USB 3.2 Gen 1 USB-C Cable (M/M), 3 ft.
- Owner's Manual

Optional Accessories

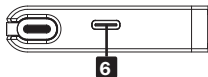
- N201-Series Cat6 Gigabit Snagless Patch Cables
- P566-Series HDMI to DVI Adapter Cables
- P568-Series High-Speed HDMI Cables
- U322-Series USB 3.2 A/B Device Cables
- U326-Series USB 3.2 Micro-B Device Cables
- U420-003-5A USB 3.2 Gen 1 USB-C Cable (M/M), 3 ft. (0.9 m)
- U420-003-G2-5A USB 3.2 Gen 2 USB-C Cable (M/M), 3 ft. (0.9 m)
- U420-C03-G2-5A USB 3.2 Gen 2 IF-Certified USB-C Cable (M/M), 3 ft. (0.9 m)

Product Overview

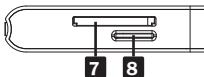
Front



Side 1



Side 2



- 1 USB 3.2 Gen 1 Ports (Female)** – Connect up to 2 USB peripherals/devices for charging or data transfer.
- 2 USB 3.2 Gen 1 Port (Female)** – Supports up to 5V/1.5A charging for power-hungry devices.
- 3 HDMI Port (Female)** – Connects an HDMI monitor.
- 4 RJ45 Port (Female)** – Connects to a 10/100/1000 Mbps network.
- 5 USB-C Charging and Data Port (Female)** – Connects your device to a USB-C PD charger for charging or data transfer.
- 6 USB-C Host Port (Female)** – Connects to your USB Type-C enabled laptop or computer.
- 7 SD/MMC Memory Card Slot** – Connects an SD/MMC Memory Card.
- 8 Micro SD Memory Card Slot** – Connects a Micro SD Memory Card.

Installation

Note:

- When the USB-C port is connected to a power source, 15W of power is dedicated to the docking station and other devices. The remainder is used to charge the connected device.
 - See **Optional Accessories** section for suggested cables.
 - In the event the detachable USB cable is lost or misplaced, a USB-C to USB-C 5A 3-foot cable (such as Tripp Lite's U420-003-5A, U420-003-G2-5A or U420-C03-G2-5A cables) can be found at triplite.com.
 - When the unit is connected to the USB-C port on your computer and to a network via Cat5e/6 cabling, a network connection will be automatically established. If no connection is made, you can manually establish one by going to your computer's network settings. For example, when using a Mac, you would navigate to the "Network" icon found in System Preferences, click the "Assist Me" button to access the Network Setup Assistant, then follow the prompts to establish a connection.
1. Using the included USB 3.2 Gen 1 USB-C 5A cable, connect the docking station's USB-C host port to the USB-C or Thunderbolt 3 port on your laptop, tablet or other device.
 2. Using an HDMI cable (such as Tripp Lite P568-Series High-Speed HDMI cables), connect the dock's HDMI port to the HDMI port on a monitor.
 3. Connect up to three USB devices to the dock's USB-A hub ports for data or charging.
 4. Connect a USB Type-C device to the dock's Type-C port for data or charging.

Installation

5. Using UTP cable, connect the adapter's RJ45 port to a network.
6. Insert a Micro SD and/or SD/MMC card into the corresponding memory card slot to access external memory.

Specifications

Connectors-Input	
USB	USB-C (Female)
Connectors-Output	
USB-A	(x3) USB 3.2 Gen 1 (Female)
USB PD Charging and Data	USB-C (Female)
10/100/1000 Ethernet	RJ45 (Female)
HDMI	HDMI (Female)
Memory Card Slots	Micro SD and SD/MMC
Environmental	
Operating Temperature	32°F to 113°F (0°C to 45°C)
Operating Humidity	10% to 85% RH, Non-Condensing
Storage Temperature	14°F to 158°F (-10°C to 70°C)
Storage Humidity	5% to 90% RH, Non-Condensing
Power Requirements	
USB-C Charging Port	Supports up to 20V 5A (100W) Input

Warranty and Product Registration

3-Year Limited Warranty

Tripp Lite warrants its products to be free from defects in materials and workmanship for a period of three (3) years from the date of initial purchase. Tripp Lite's obligation under this warranty is limited to repairing or replacing (at its sole option) any such defective products. To obtain service under this warranty, you must obtain a Returned Material Authorization (RMA) number from Tripp Lite or an authorized Tripp Lite service center. Products must be returned to Tripp Lite or an authorized Tripp Lite service center with transportation charges prepaid and must be accompanied by a brief description of the problem encountered and proof of date and place of purchase. This warranty does not apply to equipment, which has been damaged by accident, negligence or misapplication or has been altered or modified in any way.

EXCEPT AS PROVIDED HEREIN, Tripp Lite MAKES NO WARRANTIES, EXPRESS OR IMPLIED, INCLUDING WARRANTIES OF MERCHANTABILITY AND FITNESS FOR A PARTICULAR PURPOSE. Some states do not permit limitation or exclusion of implied warranties; therefore, the aforesaid limitation(s) or exclusion(s) may not apply to the purchaser.

EXCEPT AS PROVIDED ABOVE, IN NO EVENT WILL Tripp Lite BE LIABLE FOR DIRECT, INDIRECT, SPECIAL, INCIDENTAL OR CONSEQUENTIAL DAMAGES ARISING OUT OF THE USE OF THIS PRODUCT, EVEN IF ADVISED OF THE POSSIBILITY OF SUCH DAMAGE. Specifically, Tripp Lite is not liable for any costs, such as lost profits or revenue, loss of equipment, loss of use of equipment, loss of software, loss of data, costs of substitutes, claims by third parties, or otherwise.

Warranty and Product Registration

Product Registration

Visit tripplite.com/warranty today to register your new Tripp Lite product. You'll be automatically entered into a drawing for a chance to win a FREE Tripp Lite product!*

* No purchase necessary. Void where prohibited. Some restrictions apply. See website for details.

FCC Notice, Class B

This device complies with part 15 of the FCC Rules. Operation is subject to the following two conditions: (1) This device may not cause harmful interference, and (2) this device must accept any interference received, including interference that may cause undesired operation.

Note: This equipment has been tested and found to comply with the limits for a Class B digital device, pursuant to part 15 of the FCC Rules. These limits are designed to provide reasonable protection against harmful interference in a residential installation. This equipment generates, uses and can radiate radio frequency energy and, if not installed and used in accordance with the instructions, may cause harmful interference to radio communications. However, there is no guarantee that interference will not occur in a particular installation. If this equipment does cause harmful interference to radio or television reception, which can be determined by turning the equipment off and on, the user is encouraged to try to correct the interference by one or more of the following measures:

- Reorient or relocate the receiving antenna.
- Increase the separation between the equipment and receiver.
- Connect the equipment into an outlet on a circuit different from that to which the receiver is connected.

Warranty and Product Registration

- Consult the dealer or an experienced radio/TV technician for help.

Any changes or modifications to this equipment not expressly approved by Tripp Lite could void the user's authority to operate this equipment.

WEEE Compliance Information for Tripp Lite Customers and Recyclers (European Union)



Under the Waste Electrical and Electronic Equipment (WEEE) Directive and implementing regulations, when customers buy new electrical and electronic

equipment from Tripp Lite they are entitled to:

- Send old equipment for recycling on a one-for-one, like-for-like basis (this varies depending on the country)
- Send the new equipment back for recycling when this ultimately becomes waste

Use of this equipment in life support applications where failure of this equipment can reasonably be expected to cause the failure of the life support equipment or to significantly affect its safety or effectiveness is not recommended.

Tripp Lite has a policy of continuous improvement. Specifications are subject to change without notice. Photos and illustrations may differ slightly from actual products.



1111 W. 35th Street, Chicago, IL 60609 USA
triplite.com/support

12

21-09-340 93-3990_RevC