

Owner's Manual

USB 3.2 Gen 2 M.2 SSD Enclosure (PCIe and NVMe) with USB Hub for PlayStation 5

Model: U357-1M2-NVMEG2

Este manual está disponible en español en la página de Tripp Lite: tripplite.com

Ce manuel est disponible en français sur le site Web de Tripp Lite : tripplite.com

Русскоязычная версия настоящего руководства представлена на веб-сайте компании Tripp Lite по адресу: tripplite.com

Dieses Handbuch ist in deutscher Sprache auf der Tripp Lite-Website verfügbar: tripplite.com

WARRANTY REGISTRATION

Register your product today and be automatically entered to win an ISOBAR® surge protector in our monthly drawing!

tripplite.com/warranty



1111 W. 35th Street, Chicago, IL 60609 USA
tripplite.com/support

Copyright © 2021 Tripp Lite. All rights reserved.

Product Features

- USB-A ports support USB 3.2 Gen 2 data transfer speeds up to 10 Gbps
- LEDs indicate power is on and read/write is occurring
- Aluminum case maintains fast heat dissipation, which allows for stable, smooth file transfers
- Hot-swappable enclosure supports multi-size M.2 SSD specifications (42 mm, 60 mm, 80 mm), PCIe and NVMe protocol, SSD TRIM and UASP acceleration, and M.2 M-Key and B&M-Key socket
- Plug-and-play operation with no software required for easy, immediate installation

Package Contents

- U357-1M2-NVMEG2 M.2 SSD Enclosure
- USB-A Cable (M/F)
- Aluminum Sheet
- (2x) Silicone Sheets
- Owner's Manual

System Requirements

- Playstation®
- Windows® 8, 10 or 11

Optional Accessories

- U324-Series USB 3.2 Extension Cables

Installation

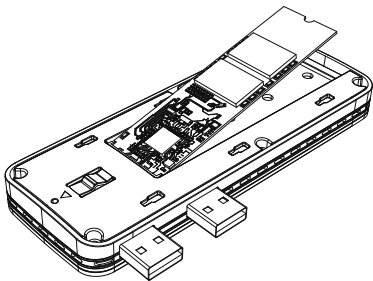
Notice:

- *This product uses the M-Key interface, which belongs to the NVMe protocol channel. When installing the M.2 SSD for this product, please check the hard disk interface and protocol channel.*
 - *Although the USB end of the product supports hot-swapping when installing the M.2 SSD, it must be done when the power is off.*
 - *When disassembling and installing the hard disk box, take care to prevent any accessories from becoming lost.*
1. Hold the product as shown below, and slide the upper cover to the left to remove it.

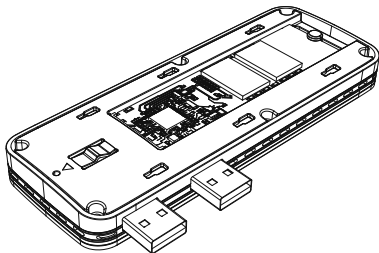


Installation

2. Slide the M.2 card into the enclosure at an angle.

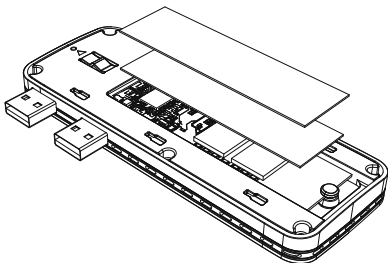


3. Gently press down on the M.2 SSD, and snap it into the standard rubber cartridge.

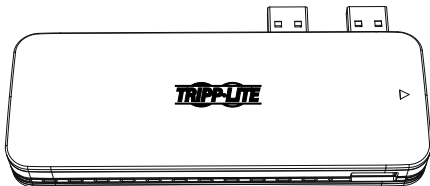


Installation

4. Place a silicone sheet and then the aluminum sheet over the M.2 SSD card.

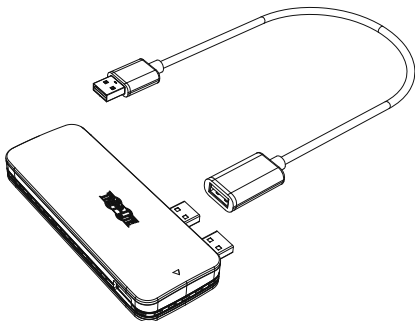


5. Attach the upper cover to the enclosure by pressing it and sliding it to the right.

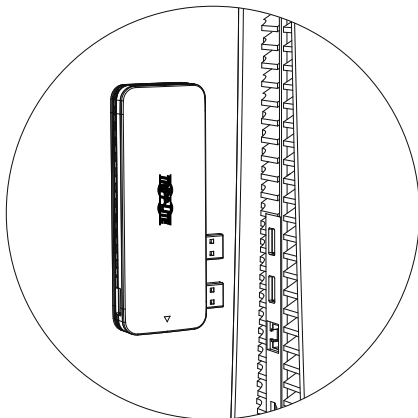


Installation

Note: For use with a PlayStation 4 game console or computer, the U357-1M2-NVMEG2 must be used with the included USB cable (M/F).

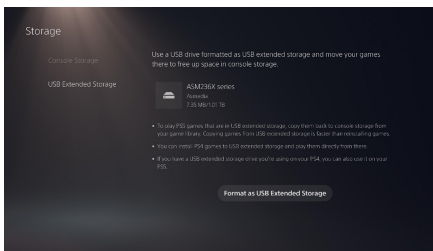


Operation



Operation

When you install a new disk in the enclosure and connect it to your PS5 console, you must format the disk in the Storage settings. **Note:** *Disk formatting will erase all previous data on the disk, so proceed with caution.*



Operation

PS5 consoles only support games with PS4 attributes to run on external disks. If you want to run games with PS5 attributes, you must copy them to the PS5's built-in storage device.



Specifications

Input Connection	2x USB-A (Male)
Output Connection	1x USB-A (Female)
Data Transfer Rates	10 Gbps (USB 3.2 Gen 2)
LED	Solid White – Power On Flashing White – Read and Write
Material	Aluminum
Maximum Drive Capacity	No capacity limit, but PS5 requires external devices to be 250 Gb to 8 Tb
Operating Temperature Range	32° to 131°F (0° to 55°C)
Storage Temperature Range	14° to 158°F (-10° to 70°C)
Relative Humidity	10 to 85% RH, Non-Condensing
Dimensions (H x W x D)	4.7 x 1.8 x 0.6 in. / 120 x 45 x 16 mm

Frequently Asked Questions

- Q:** Can the U357-1M2-NVMEG2 be used on PS4 game consoles or computers?
- A:** Yes. But it must be used with the included USB-A cable (M/F), and the corresponding file system format must be changed.
- Q:** Why are the read/write speeds slow in actual use and unable to reach USB 3.2 Gen 2 speeds?
- A:** The U357-1M2-NVMEG2 has undergone rigorous testing, and the read/write speed can reach USB 3.2 Gen 2 speeds under normal conditions. If the speed is slow, confirm that the USB host port to which the U357-1M2-NVM is connected is compatible with USB 3.2 Gen 2.
- Q:** On a Windows computer, after installing the new hard disk, why can't I find the portable hard disk or the corresponding drive letter in My Computer?
- A:** When using a new hard disk for the first time, you must initialize, format and partition the disk in Computer Management > Disk Management before it can be used normally.

Frequently Asked Questions

- Q:** Why can't Windows XP recognize the hard disk with a capacity of more than 2 Tb?
- A:** Due to Windows XP system limitations, the hard disk capacity that can be recognized on this system cannot exceed 2 Tb. It can be supported only by computers upgraded to Windows Vista (64 bits) or higher. It is recommended to convert the disk to a GPT disk partition.
- Q:** How can I protect the hard disk and data and have a safe exit?
- A:** To remove the mobile hard drive without shutting down the operating system, it is recommended that you safely remove the USB peripheral icon through the lower right corner of the system to safely pop the USB device, and then turn off the power to remove the device.
- Q:** Can NVMe protocol SSDs be used in Windows versions prior to 8.1?
- A:** If Windows 7 or 8 needs to install an NVMe support match, Windows 8.1 and later versions have an integrated NVMe driver.

Warranty and Product Registration

1-Year Limited Warranty

Seller warrants this product, if used in accordance with all applicable instructions, to be free from original defects in material and workmanship for a period of one (1) year from the date of initial purchase. If the product should prove defective in material or workmanship within that period, Seller will repair or replace the product, at its sole discretion.

THIS WARRANTY DOES NOT APPLY TO NORMAL WEAR OR TO DAMAGE RESULTING FROM ACCIDENT, MISUSE, ABUSE OR NEGLIGENCE. SELLER MAKES NO EXPRESS WARRANTIES OTHER THAN THE WARRANTY EXPRESSLY SET FORTH HEREIN. EXCEPT TO THE EXTENT PROHIBITED BY APPLICABLE LAW, ALL IMPLIED WARRANTIES, INCLUDING ALL WARRANTIES OF MERCHANTABILITY OR FITNESS, ARE LIMITED IN DURATION TO THE WARRANTY PERIOD SET FORTH ABOVE; AND THIS WARRANTY EXPRESSLY EXCLUDES ALL INCIDENTAL AND CONSEQUENTIAL DAMAGES. (Some states do not allow limitations on how long an implied warranty lasts, and some states do not allow the exclusion or limitation of incidental or consequential damages, so the above limitations or exclusions may not apply to you. This warranty gives you specific legal rights, and you may have other rights which vary from jurisdiction to jurisdiction.)

WARNING: The individual user should take care to determine prior to use whether this device is suitable, adequate or safe for the use intended. Since individual applications are subject to great variation, the manufacturer makes no representation or warranty as to the suitability or fitness of these devices for any specific application.

PRODUCT REGISTRATION

Visit tripplite.com/warranty today to register your new Tripp Lite product. You'll be automatically entered into a drawing for a chance to win a FREE Tripp Lite product!*

*No purchase necessary. Void where prohibited. Some restrictions apply. See website for details.

WEEE Compliance Information for Tripp Lite Customers and Recyclers (European Union)



Under the Waste Electrical and Electronic Equipment (WEEE) Directive and implementing regulations, when customers buy new electrical and electronic equipment from Tripp Lite, they are entitled to:

- Send old equipment for recycling on a one-for-one, like-for-like basis (this varies depending on the country)
- Send the new equipment back for recycling when this ultimately becomes waste

Use of this equipment in life support applications where failure of this equipment can reasonably be expected to cause the failure of the life support equipment or to significantly affect its safety or effectiveness is not recommended.

Tripp Lite has a policy of continuous improvement. Specifications are subject to change without notice. Photos and illustrations may differ slightly from actual products.



Manufacturing
Excellence.

1111 W. 35th Street, Chicago, IL 60609 USA
tripplite.com/support